

Volkswagen Group Dictionary - Logging into the system

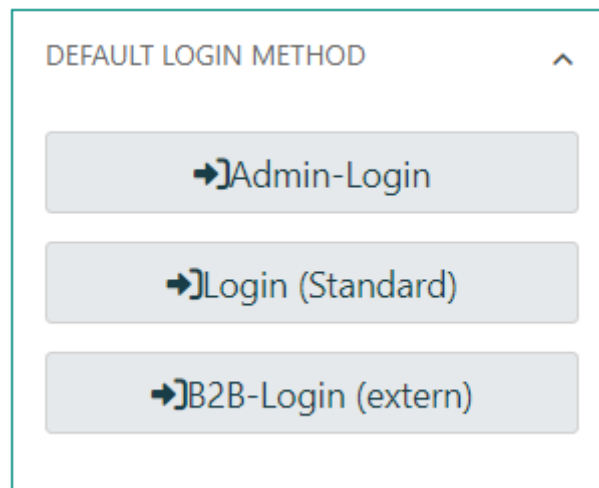
Content

Opening the login page	1
Login using PKI card for employees of the Volkswagen Group	2
Login using multi-factor authentication for employees of the Volkswagen Group	3
Login using PKI card for contractors.....	5
Login using securID token for contractors	5
Login using multi-factor authentication for contractors	7

Opening the login page

Enter **vwb/** into your browser´s address bar to open the landing page.

On the landing page, click the **Volkswagen Group Dictionary login** button to open the login page. There you will find the following login buttons:



Login using PKI card for employees of the Volkswagen Group

Use the **Login (Standard)** button to log into the system.

Enter the PIN code of your PKI card.

Click on **Weiter** (Continue) in the following dialog.

CloudIDP Login

X509 Client Zertifikat:
DC=vwg,CN=[REDACTED] VWPKI [REDACTED]
Sie werden angemeldet als: [REDACTED]

Weiter

Zertifikat Ignorieren

Andere Anmeldemethode

If you log into the system for the first time, the following window will appear. Click **Yes** to confirm.

Confirm ×

Please confirm that your personal data may be stored on the server!

Yes **No**

You are now logged in.

Login using multi-factor authentication for employees of the Volkswagen Group

Please note:

It is possible to log into the system even if you don't have a PKI card. This is done by using what is referred to as multi-factor authentication. With this process, users log into the system by entering their user name, password as well as a temporary one-time password (TOTP).

In this particular case, the password is not the one used to log into Windows, but the one used to access Volkswagen Group web applications such as, for example, the *360° Volkswagen Net*.

Unless you have already done so, you need to access **this page** first to set up multi-factor authentication.

Use the **Login (Standard)** button to log into the system.

The following dialog will open. Enter your user ID and your password and click on **Anmelden** (Log in).

CloudIDP Login

User ID

[i Was ist das?](#)

abc1def

Password

[i Welches?](#)




Anmelden

[Passwort vergessen?](#)

Now enter your one-time password. This is a six-digit code that is generated, e.g., in the Microsoft Authenticator app on your work smartphone.

CloudIDP TOTP Login

Einmalkennwort

 Was ist das?


6-stelliger-Code

Anmelden

Zurück

Click on **Anmelden** (log in).

If you log into the system for the first time, the following window will appear. Click **Yes** to confirm.

Confirm 

Please confirm that your personal data may be stored on the server!

Yes **No**

You are now logged in.

Login using PKI card for contractors

The login process is identical to the Login using PKI card for employees of the Volkswagen Group.

Login using securID token for contractors

Use the **B2B-Login (extern)** button to log into the system.

The following dialog will open. Select **Andere Anmeldemethode** (Different login method).

CloudIDP Login

User ID

[i Was ist das?](#)

abc1def

Password

[i Welches?](#)



Anmelden

[Passwort vergessen?](#)

Alternative Logins:

[i Was ist das?](#)

Iso.volkswagen.de

Andere Anmeldemethode

In the following dialog select **RSA SecurID Token**.

Login Methode auswählen

Benutzername und Passwort

RSA SecurID Token

Enter your user ID and the SecurID PIN + Token and click on **Anmelden** (*Log in*).

If you log into the system for the first time, the following window will appear. Click **Yes** to confirm.

Confirm

×

Please confirm that your personal data may be stored on the server!

Yes

No

You are now logged in.

Login using multi-factor authentication for contractors

Please note:

If you don't have a PKI card or a SecurID token, you can log into the system using what is referred to as multi-factor authentication. With this process, users log into the system by entering their user name, password as well as a temporary one-time password (TOTP).

In this particular case, the password is not the one used to log into Windows, but the one used to access Volkswagen Group web applications such as, for example, the *360° Volkswagen Net*.

Unless you have already done so, you need to access **this page** first to set up multi-factor authentication.

Use the **B2B-Login (extern)** button to log into the system.

The following dialog will open. Enter your user ID and your password and click on **Anmelden** (Log in).

CloudIDP Login

User ID

[i Was ist das?](#)

abc1def

Password

[i Welches?](#)




Anmelden

[Passwort vergessen?](#)

Now enter your one-time password. This is a six-digit code that is generated, e.g., in the Microsoft Authenticator app on your smartphone.

CloudIDP TOTP Login

Einmalkennwort

 Was ist das?


6-stelliger-Code

Anmelden

Zurück

Click on **Anmelden** (*Log in*).

If you log into the system for the first time, the following window will appear. Click **Yes** to confirm.

Confirm 

Please confirm that your personal data may be stored on the server!

Yes **No**

You are now logged in.